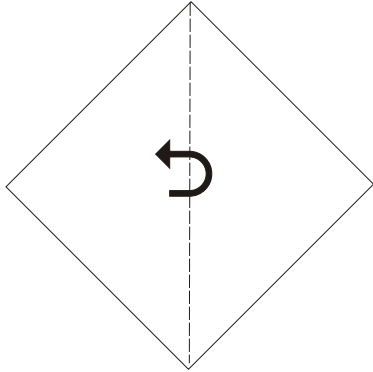
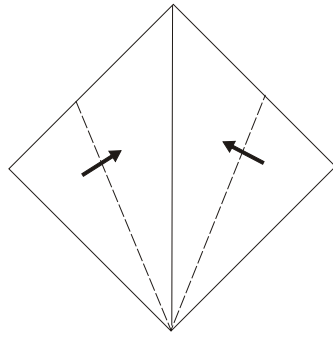


# POINSETTIA STAR

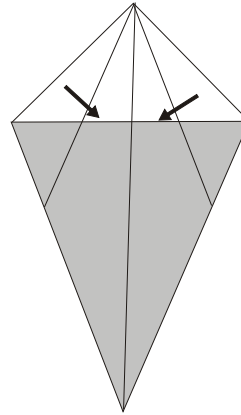
By David Hawkins, 2004



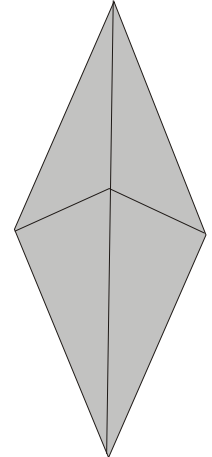
1. Fold in half and unfold



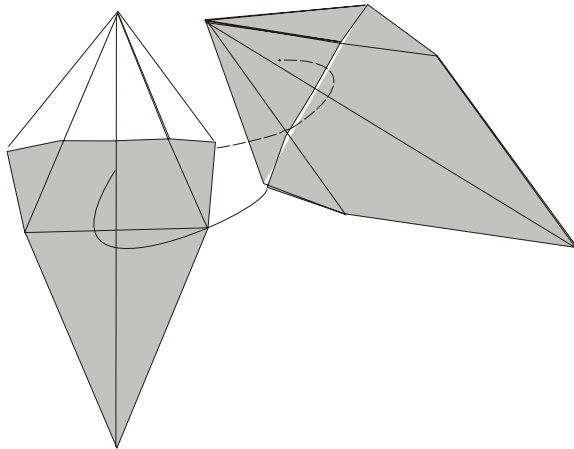
2 Sides to the middle




3. Other sides to the middle



4 To form this..



5. Flange from one goes into the pocket of the other



6. Join 16 units to make a star

This is a very flexible design. Try using different sizes and colors of paper. Try putting smaller units over larger ones to make a star within a star.